



KASA ROLNICZEGO  
UBEZPIECZENIA SPOŁECZNEGO



## **KRUS in figures 2022–2024**



Dear Readers,

We are pleased to present the statistical brochure *KRUS in Figures*, which contains the key information regarding the operations and statutory tasks of the Agricultural Social Insurance Fund for the years 2022–2024.

The document you are holding in your hands is a depiction of our history. It is important, as it allows us to assess our achievements to date and provides a sound basis for future planning.

The next stage in the activities of KRUS is defined by the *Development Strategy of the Agricultural Social Insurance Fund for the years 2025–2030*, which redefines our objectives, mission and vision, focusing on five fundamental pillars of development. These are: Farmer Well-being, Digitalisation, Efficiency, Human Capital and Relationships.

We have already launched actions under the first pillar – Farmer Well-being – this year, by inaugurating a prevention campaign of the same title. In 2025, we will encourage farmers to take part in regular medical check-ups and preventive programmes, promote physical activity, healthy eating habits and good work organisation.

We also aim to emphasise the importance of mental health and to foster positive relationships in personal life and rural communities, which significantly influence farmer well-being.

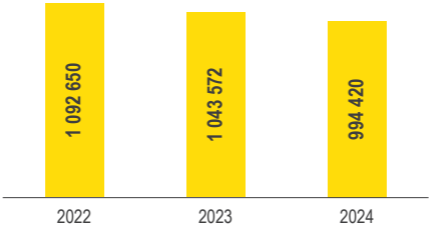
I encourage you to read the *KRUS in Figures* brochure and to get involved in the activities of the Agricultural Social Insurance Fund.

President  
of the Agricultural Social Insurance Fund (KRUS)

A stylized, handwritten signature in blue ink, appearing to read 'Dariusz Rohde'.

Dariusz Rohde

Number of insured\*



\* end of year status

Insured by status

	2022	2023	2024
Total number of insured, including:	1 092 650	1 043 572	994 420
number of farmers	652 908	622 439	593 669
number of spouses	282 908	267 135	252 338
number of household members	144 597	141 176	137 411
number of farmer's helpers	1 608	1 630	1 425
number of carers of people with disabilities	10 620	11 182	9 572
number of family members caring for a child	9	10	5

Number of insured by voivodeship\*

Voivodeship	Number of insured	Percentage of the total number of insured
dolnośląskie	33 113	3.3
kujawsko-pomorskie	52 760	5.3
lubelskie	125 972	12.7
lubuskie	11 560	1.2
łódzkie	78 113	7.9
małopolskie	121 090	12.2
mazowieckie	138 827	14.0
opolskie	21 353	2.1
podkarpackie	73 724	7.4
podlaskie	70 102	7.0
pomorskie	33 389	3.4
śląskie	27 363	2.8
świętokrzyskie	55 221	5.6
warmińsko-mazurskie	35 080	3.5
wielkopolskie	97 226	9.8
zachodniopomorskie	19 527	2.0
Total	994 420	

\* status at the end of 2024

Insured by age and gender\*

Age (years)	2022			2023			2024		
	Total	Women	Men	Total	Women	Men	Total	Women	Men
Over 66	3 446	1 256	2 190	3 150	1 214	1 936	3 206	1 250	1 956
61–66	74 672	4 762	69 910	71 761	4 050	67 711	69 422	4 004	65 418
55–60	197 574	93 465	104 109	189 935	90 147	99 788	183 750	88 131	95 619
49–54	216 009	113 030	102 979	212 580	110 928	101 652	207 739	107 551	100 188
43–48	204 107	105 191	98 916	193 509	98 664	94 845	182 933	92 256	90 677
37–42	166 719	84 592	82 127	157 124	78 504	78 620	147 748	72 450	75 298
31–36	120 222	56 422	63 800	113 707	52 536	61 171	106 731	48 180	58 551
25–30	76 262	29 710	46 552	70 175	26 439	43 736	63 810	23 351	40 459
19–24	32 686	9 286	23 400	30 706	8 602	22 104	28 177	7 821	20 356
0–18	953	185	768	925	198	727	904	197	707
Total	1 092 650	497 899	594 751	1 043 572	471 282	572 290	994 420	445 191	549 229

\* end of year status

### Insured by agricultural production carried out on agricultural land and in special departments of agricultural production<sup>1)</sup>

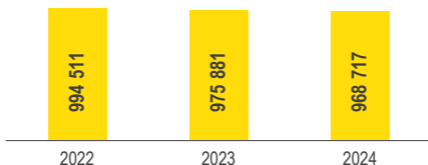
Number of conversion ha	2022	2023	2024
0.0000–1.0000 <sup>2)</sup>	135 981	131 550	125 259
1.0001–10.0000	692 387	658 362	626 392
10.0001–50.0000	237 183	226 960	216 411
50.0001–150.0000	21 065	20 831	20 764
150.0001–300.0000	2 509	2 511	2 445
300.0001 or more	568	548	509
independent special departments	2 957	2 810	2 640
<b>Total<sup>3)</sup></b>	<b>1 092 650</b>	<b>1 043 572</b>	<b>994 420</b>

1) end of year status

2) including persons who have ceased agricultural activity

3) including farmer's helpers who provide help with the harvest

## Number of beneficiaries\*



\* monthly average

## Beneficiaries by voivodeship

Voivodeship	Average monthly number of beneficiaries in 2024	Percentage of the total number of beneficiaries
dolnośląskie	36 150	3.7
kujawsko-pomorskie	66 193	6.8
lubelskie	122 325	12.6
lubuskie	12 478	1.3
łódzkie	81 585	8.4
małopolskie	85 960	8.9
mazowieckie	149 473	15.4
opolskie	19 168	2.0
podkarpackie	54 533	5.6
podlaskie	68 519	7.1
pomorskie	32 006	3.3
śląskie	26 799	2.8
świętokrzyskie	52 339	5.4
warmińsko-mazurskie	35 222	3.6
wielkopolskie	105 044	10.8
zachodniopomorskie	20 540	2.1
<b>Total*</b>	<b>968 717</b>	

\* including beneficiaries:

- with old-age pensions financed from the Old-Age and Disability Pension Fund (FER), and paid by the Ministry of National Defence, the Ministry of the Interior and Administration, the Ministry of Justice
- with agricultural benefits in the amount of 50% due to the entitlement to employee benefits concurrent with foreign benefits (GBRZ)
- with parental supplementary benefits

Beneficiaries by benefits

	2022	2023	2024
Old-age pensions <sup>1)</sup>	774 990	764 252	762 563
Disability pensions	178 073	170 939	166 236
Survivors' pensions <sup>2)</sup>	41 392	40 645	39 882
GBRZ <sup>3)</sup>	56	46	36
<b>Total<sup>4)</sup></b>	<b>994 511</b>	<b>975 881</b>	<b>968 717</b>

- 1) including pensions financed by KRUS from the Old-Age and Disability Pension Fund (FER) paid by the Ministry of National Defence, the Ministry of the Interior and Administration, the Ministry of Justice, and with parental supplementary benefits
- 2) including social pensions
- 3) agricultural benefits in the amount of 50% due to the entitlement to employee benefits concurrent with foreign benefits (GBRZ)
- 4) due to rounding-off, the sum of components may differ from the "Total" value stated

Old-age and disability pensions by gender

	Gender	2022	2023	2024
Old-age pension recipients	M	240 251	245 993	252 440
	F	527 168	517 862	509 001
Disability pension recipients	M	91 437	86 713	84 654
	F	84 104	81 020	80 274
<b>Total</b>		<b>942 960</b>	<b>931 588</b>	<b>926 369</b>

## Old-age and disability pensioners by age\*

Old-age pensioners			
Age (years)	2022	2023	2024
55–59	0	0	0
60–64	88 207	86 348	84 330
65–69	177 547	180 906	184 761
70–74	159 059	158 259	159 350
75–79	113 569	119 698	124 472
80–99	227 910	217 321	207 130
100 or more	1 127	1 323	1 398
Disability pensioners			
Age (years)	2022	2023	2024
29 or less	270	231	262
30–39	2 806	2 551	2 468
40–49	15 088	13 763	13 107
50–54	19 017	17 836	17 581
55–59	36 115	33 413	32 490
60–64	47 482	43 637	40 892
65 or more	54 763	56 302	58 128

\* end of year status

## Expenditure on old-age and disability benefits<sup>1)</sup> (PLN in thousands)

	2022	2023	2024
Old-age pensions <sup>2)</sup>	14 021 053.2	17 050 852.8	19 320 959.1
Disability pensions	2 905 727.3	3 451 090.5	3 865 558.0
Family pensions <sup>3)</sup>	980 145.7	1 130 181.7	1 263 561.9
Other benefits <sup>4)</sup>	473.3	461.1	418.2
<b>Total<sup>5)</sup></b>	<b>17 907 399.6</b>	<b>21 632 586.1</b>	<b>24 450 497.3</b>

1) including payments from other insurance systems in the case of overlapping entitlements to benefits, as well as one-off cash benefits

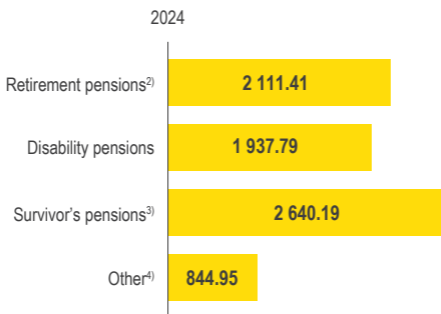
2) including old-age pensions financed by KRUS from the Old-Age and Disability Pension Fund (FER) and paid by the Ministry of National Defence (MON), the Ministry of Internal Affairs and Administration (MSWiA), the Ministry of Justice (MS), supplementary parental benefits and one-off cash benefits

3) including social pensions

4) including agricultural benefits in the amount of 50% due to entitlements to employee benefits concurrent with foreign benefits (GBRZ) and cash benefits for civilian, blind victims of war

5) due to rounding-off, the sum of components may differ from the "Total" value stated

## Average Retirement and Disability Pension Benefit in PLN<sup>1)</sup>



1) Including payments from other insurance systems in cases of overlapping benefit entitlements, as well as one-off cash benefits.

2) Including pensions financed by KRUS from the Retirement and Disability Fund (FER), but paid out by the Ministry of National Defence (MON), Ministry of the Interior and Administration (MSWiA), and Ministry of Justice (MS); parental supplementary benefits and one-off cash benefits also included.

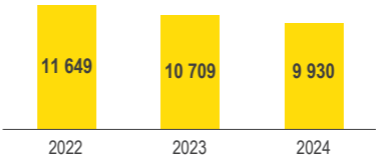
3) Including social pensions.

4) Including agricultural benefits at 50% due to entitlement to overlapping employee and foreign (GBRZ) benefits, as well as cash benefits for civilian blind victims of war-related activities.

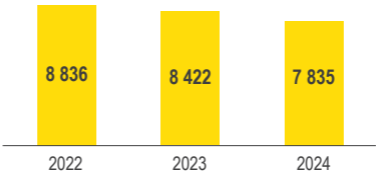
## Allowances Paid by KRUS Due to Hospitalisation Related to COVID-19 in 2024

number of benefits	32
number of persons	23
amount of payments in PLN	58 725.00

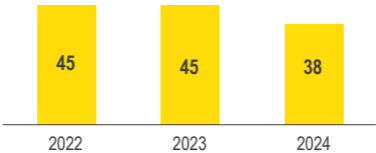
Incidents reported as accidents in agriculture



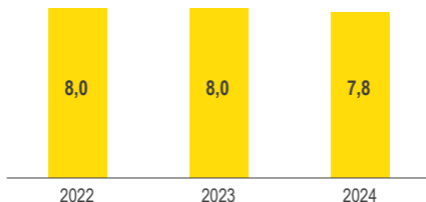
Accidents in agriculture resulting in the payment of one-off compensation for health damage or death



Fatal accidents in agriculture resulting in the payment of a one-off compensation

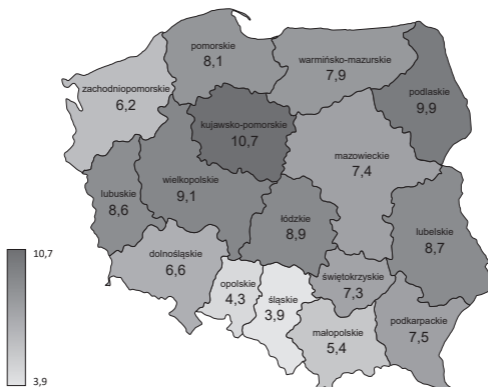


## Accident rate\*



\* number of accidents resulting in the payment of one-off compensation per 1 000 insured

## Accident rate in 2023\*



\* number of accidents resulting in the payment of one-off compensation per 1 000 insured by voivodeship

## Structure of accidents during agricultural work resulting in a one-off compensation payment by event group

	2022	2023	2024
Person falling	4 343	4 235	4 087
Object falling	573	590	512
Contact with sharp hand tools and other sharp objects	382	375	329
Person hit or crushed by items being transported mechanically	194	208	168
Person run over, hit or grabbed by a moving vehicle	143	132	91
Person caught or hit by a moving part of machine	1 065	936	817
Person hit, crushed, bitten by an animal	1 127	1 060	940
Fire, explosion, act of natural forces	90	40	46
Action of extreme temperatures	31	38	41
Action of harmful materials	19	10	13
Sudden illnesses	95	83	106
Other events	774	715	685
<b>Total</b>	<b>8 836</b>	<b>8 422</b>	<b>7 835</b>

## One-off accident compensations paid

	2022	2023	2024
Number of benefits	9 084	8 626	8 083
Amount of payments in PLN	70 281 757	67 160 029	64 379 669

## Occupational diseases for which one-off compensation was granted

Disease entity or group	2022	2023	2024
Bronchial asthma	2	6	4
Chronic obstructive bronchitis	0	1	2
Extrinsic alveolitis	4	9	12
Skin diseases	2	2	3
Chronic diseases of the musculoskeletal system caused by the way of working	6	3	4
Chronic diseases of the peripheral nervous system caused by the way of working	6	14	8
Diseases of the visual system caused by physical, chemical and biological factors	1	0	0
Malignant tumours resulting from exposure to agents occurring in the working environment, recognised as carcinogenic to humans	0	0	1
Infectious or parasitic diseases, including:	173	175	194
Lyme disease	160	163	179
tick-borne meningitis	11	11	13
erysipelas	0	0	1
inflammation of the endophthalmology and ulceration of the cornea of the eye caused by infection with the pathogenic fungus <i>Aspergillus</i> species	0	0	1
echinococcosis of the liver	0	1	0
tularemia	1	0	0
pasteurellosis	1	0	0
<b>Total</b>	<b>194</b>	<b>210</b>	<b>228</b>

Prevention activities

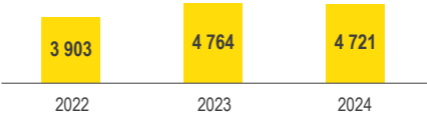
	Number of activities			Number of participants		
	2022	2023	2024	2022	2023	2024
Training	3 326	3 717	3 398	83 590	115 791	99 732
Competitions	2 608	2 655	2 559	83 634	91 108	78 896
Stands	1 228	1 423	1 166	93 687	120 684	82 405
Shows	2 424	2 669	2 625	57 240	65 918	66 728
Farm inspections, field work visits	–	–	–	12 675*	13 164*	10 197*

\* number of farms

Leading KRUS competitions

	2022	2023	2024
National Competition “Safe Farm”			
Number of farms	994	1 062	987
National Art Competition for Children “We Are Safe in the Country”			
Number of participants	39 164	38 146	30 355
Number of schools	3 169	3 184	2 830
National Rhyme Competition for Children about Safety on the Farm			
Number of participants	1 521	2 072	1 873
National Test Competition on Safe Work on the Farm			
Number of participants	1 466	1 496	924

Costs of prevention activities (in PLN thousands)



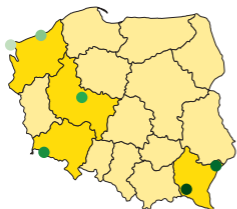
## Number of farmers referred to medical rehabilitation and regeneration stays

	2022	2023	2024
Number of farmers referred to medical rehabilitation, including:			
motor system	10 337	12 098	12 164
cardiovascular system	9 557	11 251	11 354
	652	844	810
Rehabilitation of people recovering from COVID-19	128	3	0
Outpatient rehabilitation	1	3	3
Number of farmer's pension beneficiaries referred to medical rehabilitation	–	717	800
Number of the insured who are carers of persons with disabilities referred to regeneration stays	–	187	0
Number of children referred for therapeutic rehabilitation	1 137	910	909
The amount of expenses incurred on rehabilitation in PLN	44 096 554.25	56 907 404.00 <sup>2)</sup>	56 515 770.65

1) due to the prevailing epidemic situation in the country, the organisation of rehabilitation camps for children of farmers insured with KRUS was suspended

2) including regeneration stays

## KRUS Farmers Rehabilitation Centres



- CRR „Sasanka” in Świnoujście
- CRR NIWA in Kołobrzeg
- CRR in Jedlec
- CRR in Szklarska Poręba
- CRR in Horyniec-Zdrój
- CRR in Iwonicz-Zdrój

## Decisions issued in first-time disability pension cases by the most common groups of diseases

Disease groups*	2022	2023	2024
Cardiovascular diseases, including:	2 476	2 775	2 630
hypertensive disease	214	241	249
ischemic heart disease	705	774	739
Diseases of the osteoarticular system	3 827	4 620	4 874
Mental and behavioural disorders	1 371	1 509	1 552
Cancers	2 100	2 378	2 377
Injury, poisoning and effects of external factors	875	986	987
Nervous system diseases	1 054	1 100	1 192
Respiratory system diseases	312	399	346
Digestive system diseases	286	307	317
Diseases of the genitourinary system	127	169	155
Infectious and parasitic diseases, including:	68	58	92
tuberculosis	22	12	21
Diseases of the skin and subcutaneous tissue	49	60	60
Diseases of the eye and its appendages	144	165	184
Other diseases	482	537	531

\* according to the International Statistical Classification of Diseases and Related Health Problems – Tenth Revision ICD 10 3-character categories

## Decisions in repeated disability pension cases by the most common groups of diseases

Disease groups*	2022	2023	2024
Cardiovascular diseases, including:	7 887	7 545	6 555
hypertensive disease	934	842	686
ischemic heart disease	2 501	2 389	1 986
Diseases of the osteoarticular system	11 103	11 122	10 017
Mental and behavioural disorders	6 118	6 152	5 216
Cancers	3 770	3 808	3 548
Injury, poisoning and effects of external factors	2 560	2 454	2 182
Nervous system diseases	3 603	3 581	3 082
Respiratory system diseases	1 250	1 172	947
Digestive system diseases	617	638	652
Diseases of the genitourinary system	401	362	327
Infectious and parasitic diseases, including:	143	129	121
tuberculosis	14	26	17
Diseases of the skin and subcutaneous tissue	182	178	163
Diseases of the eye and its appendages	595	593	445
Other diseases	1 581	1 586	1 345

\* according to the International Statistical Classification of Diseases and Related Health Problems – Tenth Revision ICD 10 3-character categories



KASA ROLNICZEGO  
UBEZPIECZENIA SPOŁECZNEGO

## KRUS Regional Branches



[www.gov.pl/krus](http://www.gov.pl/krus)

Prepared by:

**President's Office**

based on the statistical data of the Agricultural Social Insurance Fund

Agricultural Social Insurance Fund – Headquarters

al. Niepodległości 190, 00-608 Warsaw